

This is a Social StoryTM

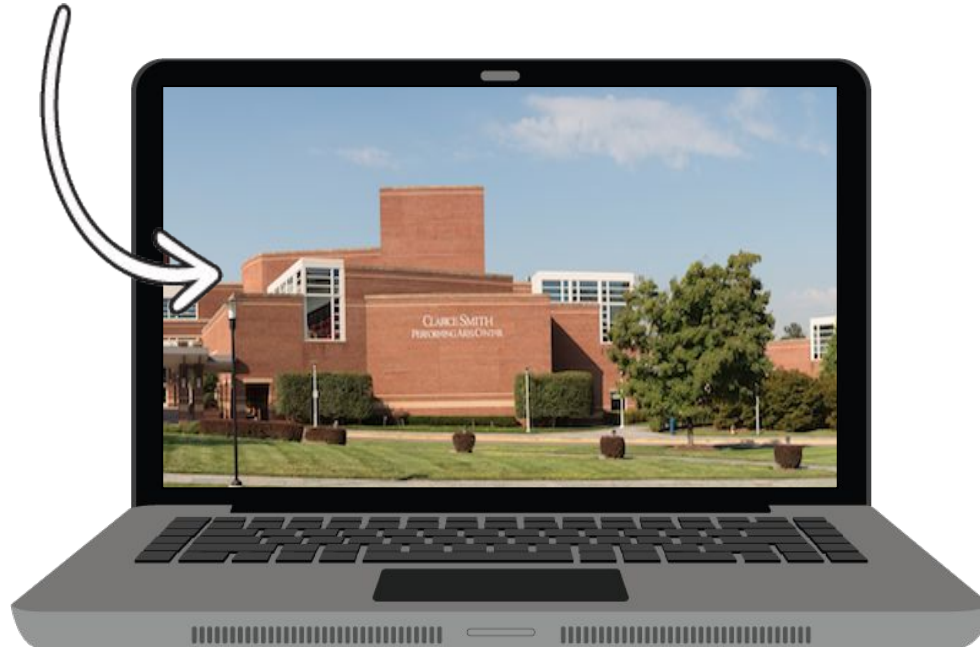
This visual resource is designed to help prepare visitors for a new experience seeing an online event sponsored by The Clarice. This story is designed for students with sensory processing sensitivity or developmental delays, but can be used by any teacher wishing to prepare their class for a virtual event. Please use as needed as a classroom tool.

TABLE OF CONTENTS

Logging on to the Show	Pages 3-5
Computer Controls	Page 6
Finding a Seat	Page 7
Moving Freely	Pages 8-9
Performance	Pages 10-15
Time to Leave	Pages 16-17

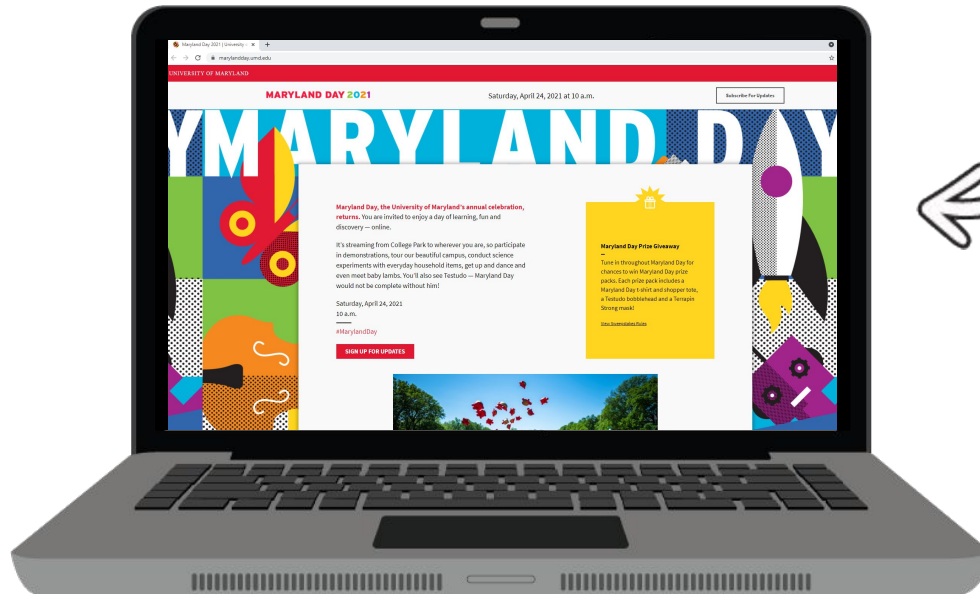
THE CLARICE

This is **The Clarice** at the University of Maryland.



WELCOME

I am going to **see a show** on my **computer!**



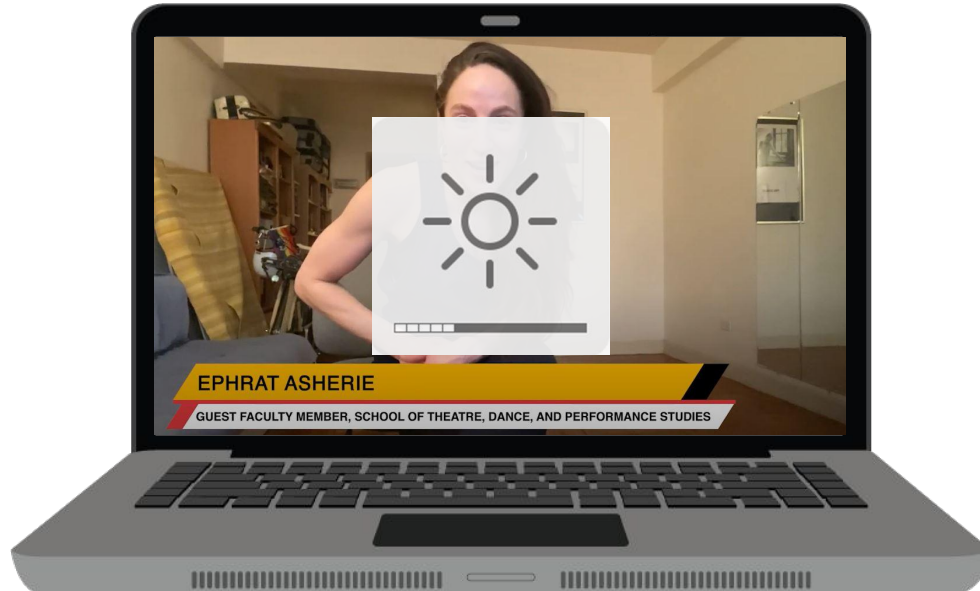
LOG ON

I will have a **parent or guardian** help me log on to the **online show**.



COMPUTER CONTROLS

My guardian can help me control the **brightness** of my screen to a **comfortable** level.



SEATS

I should find a **chair** to **sit on**.



MOVE

I do not have to stay in one place.
I **can move** around.



MOVE FREELY

I can move **freely**. I can sing.
I can dance. I can be myself.
It is good to be free.



PERFORMANCE

I will see a class about dance and movement.
It is a sensory-friendly **online event**.



PERFORMANCE

Ephrat Asherie will be my teacher.
She will **teach** the class about dance.



SHOW TIME

I will **listen** to her instructions in the class.
It will be really **fun!**



LOUD

The music can be
loud.

My computer can
make
loud noises.



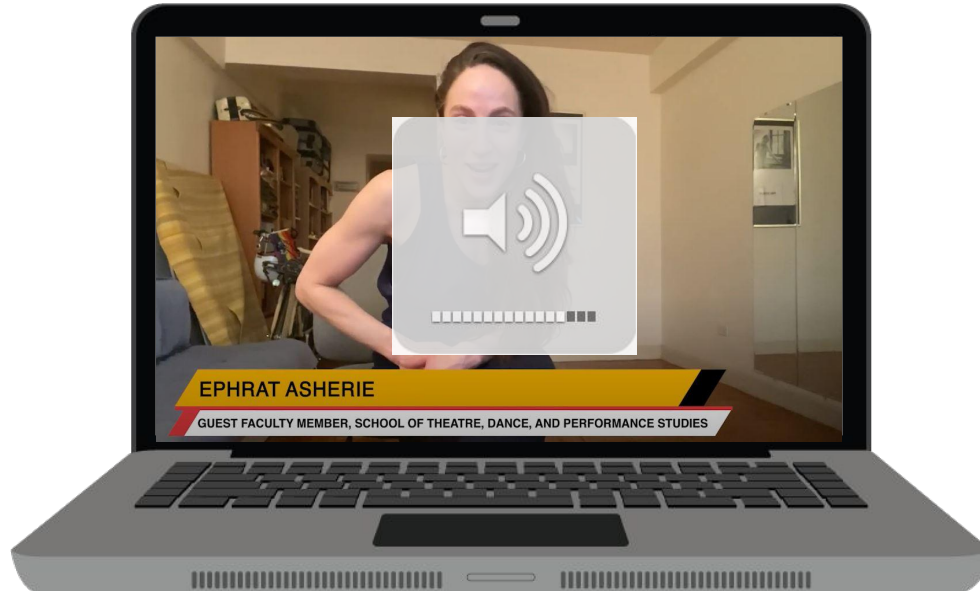
NOISY

I can **cover my ears** if it is loud.



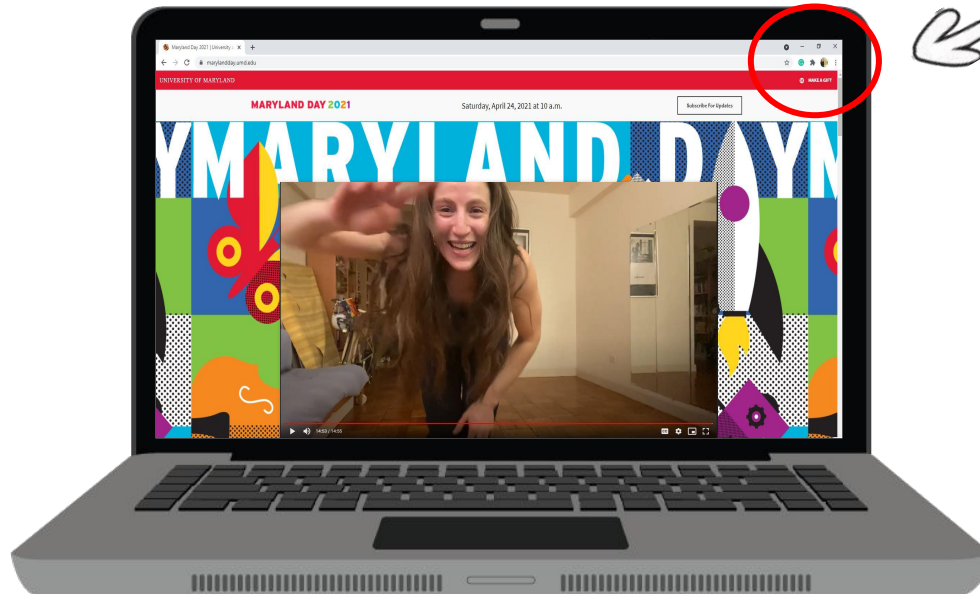
NOISY

My guardian can also help me
lower the volume of the computer.



TIME TO GO

My guardian will help me **log off**.



GOOD BYE

I did a **great job** today! It is **fun** to watch online events with The Clarice!



THE CLARICE

This Social Story™ and included images are property of The Clarice. They are for educational use only.